

SUMMARY OF KEY STATISTICS	2008	2007	2006	2005	2004
<b>MARKET CAPITALISATION</b>					
	€m	€m	€m	€m	€m
Irish Government Bonds	42,552	31,190	32,413	33,062	33,031
Official List - Included in ISEQ®	31,398	90,460	116,987	93,925	80,868
- Not Included in ISEQ®	77,272	80,678	80,010	97,146	96,946
- ETF	20	68	51	29	n/a
<i>IEX</i> (See Note 1)	964	3,083	2,464	850	n/a
ITEQ	n/a	n/a	n/a	n/a	691
Exploration Securities Market	n/a	n/a	n/a	n/a	130
Developing Companies Market	n/a	n/a	n/a	n/a	361
<b>NUMBER OF COMPANIES (Domestic &amp; Foreign)</b>					
Official List	42	43	45	53	52
ITEQ	n/a	n/a	n/a	n/a	5
Exploration Securities Market	n/a	n/a	n/a	n/a	5
Developing Companies Market	n/a	n/a	n/a	n/a	3
<i>IEX</i> (See Note 1)	27	30	23	13	
Total	69	73	68	66	65
<b>MONEY RAISED (Domestic)</b>					
	€m	€m	€m	€m	€m
Net Irish Government Bond Issues / (Redemptions)	10,929	5,959	-	1,440	2,837
Equity Issues : (See Note 2)					
Official List	401	5,376	2,761	1,435	2,543
ITEQ	n/a	n/a	n/a	n/a	0
Exploration Securities Market	n/a	n/a	n/a	n/a	47
Developing Companies Market	n/a	n/a	n/a	n/a	0
<i>IEX</i> (See Note 1)	154	1,241	941	132	n/a
No. Companies Raising Funds	26	38	37	38	39
<b>TURNOVER</b>					
	€m	€m	€m	€m	€m
Irish Government Bonds	50,185	51,994	37,457	51,297	72,333
Official List, <i>IEX</i>	111,984	198,566	128,961	108,651	72,508
ETF	222	607	285	180	n/a
<b>ISEQ® EQUITY OVERALL INDEX</b>					
ISEQ® Overall Index	2,343.27	6,934.35	9,408.12	7,363.96	6,197.83
% Change (on year)	-66%	-26%	28%	19%	26%
ISEQ® Overall Total Return Index	4,145.97	11,856.38	15,711.46	12,023.04	9,879.38
% Change (on year)	-65%	-25%	31%	22%	29%
<b>ISEQ® ALL BOND INDEX</b>					
ISEQ® All Bond Index	100.17	98.84	101.08	105.80	104.32
% Change (on year)	1%	-2%	-4%	1%	5%
ISEQ® All Bond Total Return Index	121.54	114.17	111.85	112.24	106.42
% Change (on year)	6%	2%	0%	5%	9%
<b>MEMBER FIRMS</b>					
No. ISE Member Firms	36	32	30	28	24
% Change (on year)	13%	7%	7%	17%	9%
<b>FUNDS/SPECIALIST DEBT</b>					
Investment Funds	1,605	1,918	1,897	1,902	1,804
-Subfunds	2,209	2,575	2,436	2,284	2,249
-Fund Classes	9,217	10,210	9,630	8,829	7,816
Specialist Securities -Asset Backed, Bonds, Other	4,279	3,867	2,883	1,541	1,054
of which are Programmes	711	614	479	354	162
-Tranches	24,698	24,273	16,385	9,728	6,142

**Note 1 :** *IEX*, the Irish Stock Exchange's market for small to mid-sized companies commenced on 12 April 2005. All eight companies previously quoted on the ESM and the DCM transferred to *IEX* on 12 April 2005.

**Note 2 :** Money raised figures includes all domestic companies and companies who have their centre of economic interest in Ireland



Irish Stock Exchange

# THE IRISH STOCK EXCHANGE

## Annual Statistical Review 2008

ENTRANTS, TRANSFERS AND DEPARTURES	2008	2007	2006	2005	2004
------------------------------------	------	------	------	------	------

<b>NEW COMPANIES ENTERING THE MARKETS</b>	4	9	10	5	2
---	---	---	----	---	---

### ENTRANTS TO MARKETS

Company	Market	Date
American International Group Inc	MM	06-Mar-08
Worldspreads Group Plc	IEX	15-May-08
Aryzta AG	MM	22-Aug-08
ETFS Fund Company Plc (Exchange Traded Fund Issuer)	MM	15-Sep-08

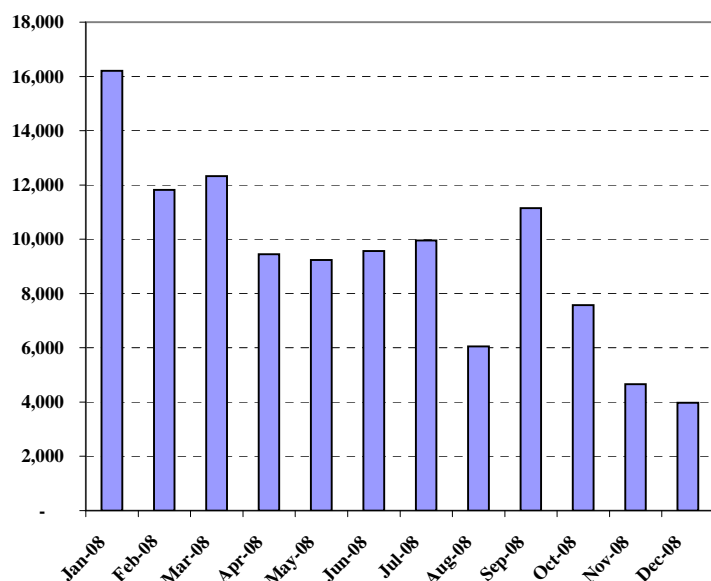
### DEPARTURES FROM MARKETS

Company	Departure From	Date
Vislink Plc	MM	18-Jan-08
Finance Ireland Plc	IEX	01-Jul-08
Amarin Corporation Plc	IEX	17-Jul-08
Horizon Technology Group Plc	MM	28-Jul-08
Andor Technology Plc	IEX	25-Aug-08
IAWS Group Plc	MM	21-Aug-08
Iona Technologies Plc	MM	15-Sep-08
Getmobile Europe Plc	IEX	22-Oct-08

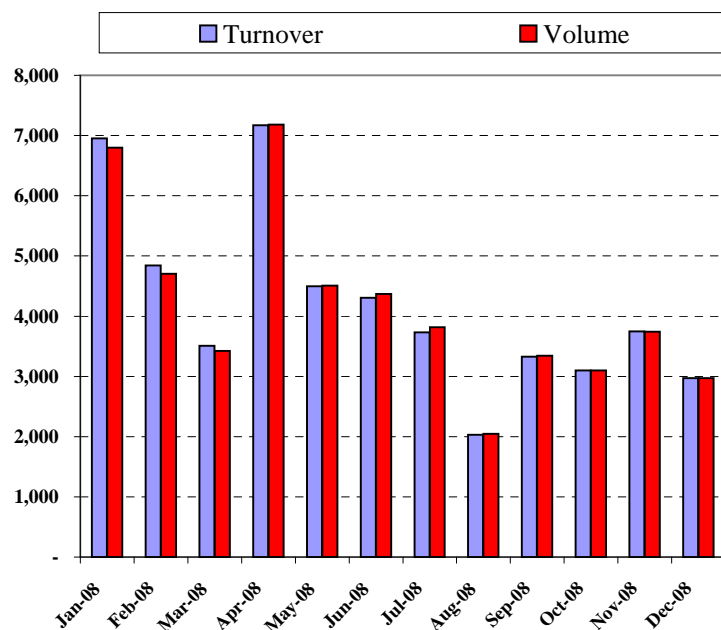
### NEW FUNDS / SPECIALIST SECURITIES ENTERING THE MARKETS

Investment Funds & UCITS (Including Umbrella Funds))	151	311	256	342	426
- Sub Funds	278	449	373	348	563
- Fund Classes	2,500	3,732	3,481	3,361	3,268
Specialist Securities - Asset Backed , Bonds, Other	412	984	988	588	406
of which are Programmes	97	135	125	95	59
- Tranches	4381	10012	7,883	4,148	2,719

### EQUITY TURNOVER (€m) 2008



### IRISH GOVERNMENT BOND TURNOVER (€m) 2008



# THE IRISH STOCK EXCHANGE

## Annual Statistical Review 2008



Irish Stock Exchange

### ISEQ® EQUITY INDICES 2008

Month End	Overall Mkt. Cap.* €m	ISEQ® Overall	ISEQ® Financial	ISEQ® General	ISEQ® Small Cap	ITEQ	ISEQ® 20
31-Dec-07	93,341	6,934	10,886	5,351	3,378	590	1,069
31-Jan-08	89,704	6,664	10,143	5,260	3,068	548	1,027
29-Feb-08	86,869	6,415	9,675	5,096	3,168	598	980
31-Mar-08	83,452	6,177	9,599	4,802	3,127	549	943
30-Apr-08	85,467	6,339	9,388	5,099	3,087	596	968
30-May-08	82,576	6,106	8,906	4,963	3,056	633	927
30-Jun-08	70,447	5,210	6,302	4,716	2,678	643	786
31-Jul-08	59,363	4,372	5,433	3,904	2,292	672	657
29-Aug-08	61,393	4,495	5,945	3,881	2,175	742	676
30-Sep-08	48,641	3,551	4,124	3,276	1,688	704	533
31-Oct-08	41,261	3,029	2,691	3,101	1,172	520	459
28-Nov-08	34,681	2,538	1,538	2,862	1,030	412	386
31-Dec-08	32,328	2,343	935	2,821	861	320	357
% Chg 2008		-66%	-91%	-47%	-75%	-46%	-67%
<b>High 2008</b>		7,097.76	11,069.36	5,521.81	3,454.38	803.37	1,094.23
<b>Date</b>		04-Jan-08	02-Jan-08	04-Jan-08	04-Jan-08	18-Sep-08	04-Jan-08
<b>Low 2008</b>		2,263.46	875.36	2,610.15	818.48	307.53	341.73
<b>Date</b>		20-Nov-08	19-Dec-08	20-Nov-08	30-Dec-08	29-Dec-08	20-Nov-08

### ISEQ® TOTAL RETURN EQUITY INDICES 2008

Month End	Return Overall	Return Financial	Return General	Return Small Cap	ITEQ	ISEQ® 20
31-Dec-07	11,856	24,534	7,717	4,086	590	1,149
31-Jan-08	11,396	22,860	7,587	3,712	548	1,104
29-Feb-08	11,031	22,101	7,351	3,833	598	1,059
31-Mar-08	10,673	21,937	6,982	3,805	549	1,025
30-Apr-08	10,989	21,556	7,432	3,768	596	1,056
30-May-08	10,661	20,762	7,246	3,731	633	1,020
30-Jun-08	9,097	14,691	6,887	3,270	643	864
31-Jul-08	7,634	12,664	5,701	2,799	672	722
29-Aug-08	7,890	14,046	5,667	2,658	742	747
30-Sep-08	6,256	9,763	4,808	2,071	704	590
31-Oct-08	5,352	6,398	4,559	1,440	520	510
28-Nov-08	4,488	3,658	4,211	1,267	412	429
31-Dec-08	4,146	2,225	4,154	1,059	320	397
% Chg 2008	-65%	-91%	-46%	-74%	-46%	-65%
<b>High 2008</b>	11,937.44	24,518.53	7,865.24	4,151.03	785.59	1,156.71
<b>Date</b>	03-Jan-08	02-Jan-08	04-Jan-08	03-Jan-08	15-Sep-08	03-Jan-08
<b>Low 2008</b>	4,085.22	948.05	3,902.88	1,021.43	307.53	388.48
<b>Date</b>	20-Nov-08	19-Dec-08	21-Nov-08	29-Dec-08	30-Dec-08	20-Nov-08

\* Constitits Market Cap = Main Market + Irish Enterprise Exchange equities included in the ISEQ® Index.

### ISEQ® BOND INDICES 2008

Month End	All Bond Mkt. Cap. €m	ISEQ® All Bond	ISEQ® Under 3	ISEQ® Under 5	ISEQ® Under 10	ISEQ® 5 Plus	ISEQ® 10 Plus
31-Dec-07	31,183	98.84	95.92	97.90	97.49	99.77	100.84
31-Jan-08	31,895	101.06	96.61	98.61	99.39	102.35	103.50
29-Feb-08	31,917	101.14	96.75	98.75	99.72	102.43	103.24
31-Mar-08	31,504	99.97	96.39	98.38	98.65	101.06	101.92
30-Apr-08	38,078	98.86	96.20	98.20	97.78	99.81	100.54
30-May-08	37,449	97.25	95.98	97.30	96.63	97.85	98.48
30-Jun-08	36,789	95.54	95.78	96.34	95.35	95.77	96.35
31-Jul-08	37,443	97.30	95.88	97.19	96.56	97.97	98.64
29-Aug-08	37,789	98.20	96.10	97.63	97.17	99.09	99.81
30-Sep-08	37,971	98.72	96.52	98.42	97.90	99.49	100.15
31-Oct-08	37,572	97.68	96.90	98.96	97.69	97.69	97.95
28-Nov-08	43,189	100.88	97.14	99.73	99.81	102.41	103.38
31-Dec-08	42,645	100.17	97.17	99.65	99.47	101.30	101.91
% Chg 2008	1.34%	1.30%	1.79%	2.04%	1.53%	1.06%	
<b>High 2008</b>		101.86	97.39	99.99	100.44	103.28	104.38
<b>Date</b>		11-Feb-08	17-Dec-08	17-Dec-08	04-Dec-08	11-Feb-08	11-Feb-08
<b>Low 2008</b>		95.48	95.63	96.16	95.22	95.69	96.27
<b>Date</b>		23-Jul-08	23-Jun-08	19-Jun-08	19-Jun-08	23-Jul-08	23-Jul-08

### ISEQ® TOTAL RETURN BOND INDICES 2008

Month End	ISEQ® All Bond	ISEQ® Under 3	ISEQ® Under 5	ISEQ® Under 10	ISEQ® 5 Plus	ISEQ® 10 Plus
31-Dec-07	114.17	109.95	111.43	112.38	116.22	117.02
31-Jan-08	117.07	111.04	112.54	114.90	119.59	120.48
29-Feb-08	117.56	111.48	112.99	115.64	120.09	120.60
31-Mar-08	116.64	111.39	112.86	114.83	118.98	119.54
30-Apr-08	115.78	111.47	112.96	114.24	117.96	118.36
30-May-08	114.32	111.52	112.31	113.30	116.10	116.40
30-Jun-08	113.53	111.61	111.60	112.23	115.25	115.85
31-Jul-08	116.03	112.05	112.98	114.05	118.32	119.02
29-Aug-08	117.48	112.60	113.85	115.15	120.08	120.83
30-Sep-08	118.54	113.42	115.16	116.42	121.02	121.71
31-Oct-08	117.74	114.18	116.17	116.47	119.32	119.54
28-Nov-08	121.92	115.03	117.40	119.33	125.40	126.45
31-Dec-08	121.54	115.43	117.73	119.37	124.55	125.17
% Chg 2008	6.46%	4.98%	5.65%	6.22%	7.17%	6.97%
<b>High 2008</b>	122.64	115.56	117.95	120.15	126.41	127.22
<b>Date</b>	03-Dec-08	30-Dec-08	17-Dec-08	04-Dec-08	03-Dec-08	03-Dec-08
<b>Low 2008</b>	112.59	110.08	111.25	111.93	113.98	114.25
<b>Date</b>	16-Jun-08	02-Jan-08	19-Jun-08	19-Jun-08	16-Jun-08	13-Jun-08

### EQUITY TURNOVER (MM, IEX)

	2008	2007	2006	2005	2004*
	€m	€m	€m	€m	€m
January	16,202.62	13,678.54	12,410.74	8,224.49	7,636.91
February	11,822.21	14,776.86	9,785.39	9,118.40	6,784.62
March	12,325.91	19,330.86	11,070.99	9,478.35	7,523.99
April	9,443.76	14,875.26	9,110.86	8,653.38	5,289.79
May	9,234.58	18,441.59	12,738.21	7,960.54	5,103.29
June	9,570.62	20,310.44	10,438.36	11,245.54	5,154.99
July	9,960.59	17,896.71	9,057.02	9,185.34	5,422.37
August	6,049.64	16,683.66	8,950.86	7,836.53	4,390.14
September	11,152.60	16,910.43	10,496.70	8,855.33	6,609.90
October	7,577.74	15,295.33	12,160.90	8,389.20	5,802.23
November	4,664.68	19,173.99	13,412.20	10,565.34	7,194.71
December	3,979.05	11,192.45	9,329.12	9,138.40	5,595.49
<b>Total</b>	<b>111,984.00</b>	<b>198,566.12</b>	<b>128,961.33</b>	<b>108,650.84</b>	<b>72,508.43</b>
<b>Daily Average</b>	<b>440.88</b>	<b>781.76</b>	<b>509.73</b>	<b>427.76</b>	<b>286.59</b>

### ETF TURNOVER

	2008
	€m
January	25
February	20
March	9
April	28
May	14
June	11
July	23
August	17
September	34
October	23
November	10
December	8
<b>Total</b>	<b>222</b>
<b>Daily Average</b>	<b>0.87</b>

### IRISH GOVERNMENT BOND TURNOVER

	2008	2008	2007	2006	2005	2004
	€m	Volume	€m	€m	€m	€m
January	6,950.87	6,801.30	2,104.02	3,491.46	5,210.98	5,591.63
February	4,842.34	4,703.39	2,124.49	2,500.53	4,371.41	18,062.57
March	3,509.67	3,422.74	2,952.53	3,796.90	4,596.73	6,096.67
April	7,172.16	7,181.11	4,032.00	3,271.95	4,704.68	5,938.71
May	4,496.28	4,506.18	2,792.37	4,429.95	3,634.58	5,921.89
June	4,303.41	4,371.78	3,558.75	2,448.57	4,487.05	5,654.11
July	3,731.49	3,814.43	7,376.02	2,760.87	2,479.34	3,901.09
August	2,031.52	2,047.01	2,978.21	2,011.49	2,741.41	3,646.14
September	3,328.88	3,343.09	3,043.38	2,190.87	5,033.06	3,064.44
October	3,097.60	3,098.60	7,511.57	3,101.67	6,080.41	3,370.82
November	3,748.72	3,740.82	7,556.47	4,477.08	4,690.65	4,962.59
December	2,972.19	2,969.58	5,963.79	2,975.43	3,266.46	6,121.98
<b>Total</b>	<b>50,185.13</b>	<b>50,000.03</b>	<b>51,993.60</b>	<b>37,456.77</b>	<b>51,296.76</b>	<b>72,332.64</b>
<b>Daily Average</b>	<b>197.58</b>	<b>196.85</b>	<b>204.70</b>	<b>148.05</b>	<b>201.96</b>	<b>285.90</b>

\* Note Equity Turnover figures for 2001 - 2004 include companies from the Developing Companies Market (DCM) and Exploration Securities Market (ESM). All eight companies previously quoted on the ESM and the DCM transferred to IEX on 12 April 2005.



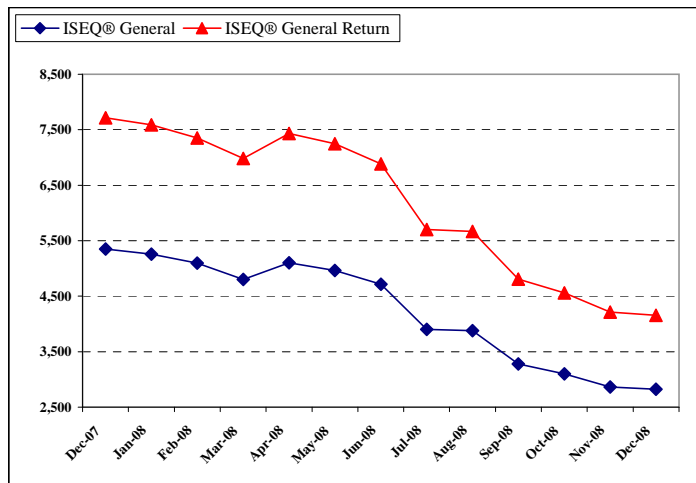
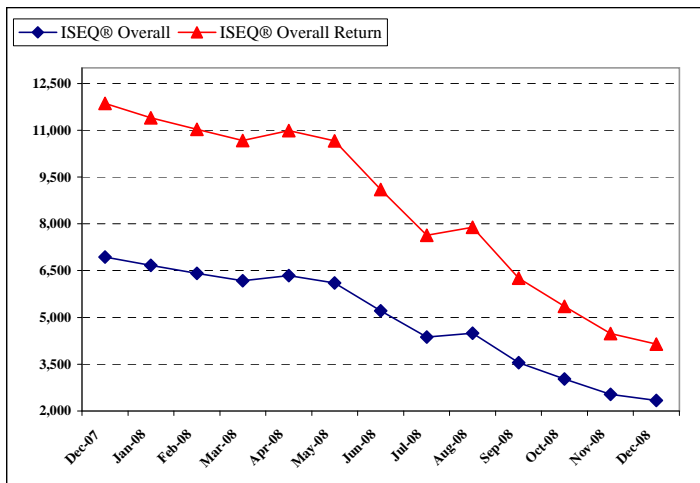
Irish Stock Exchange

# THE IRISH STOCK EXCHANGE

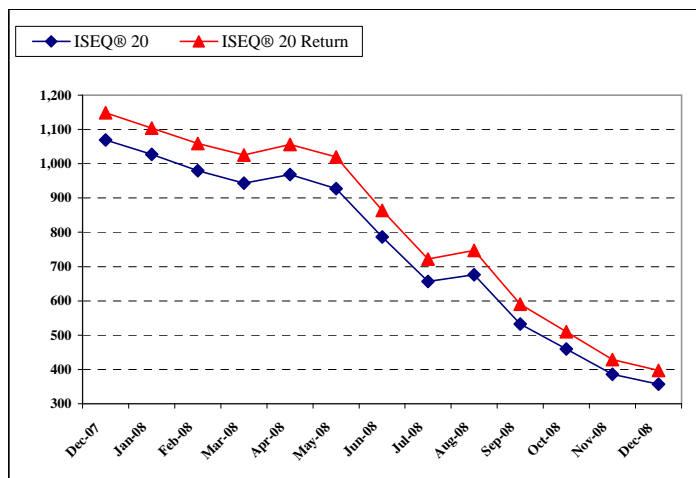
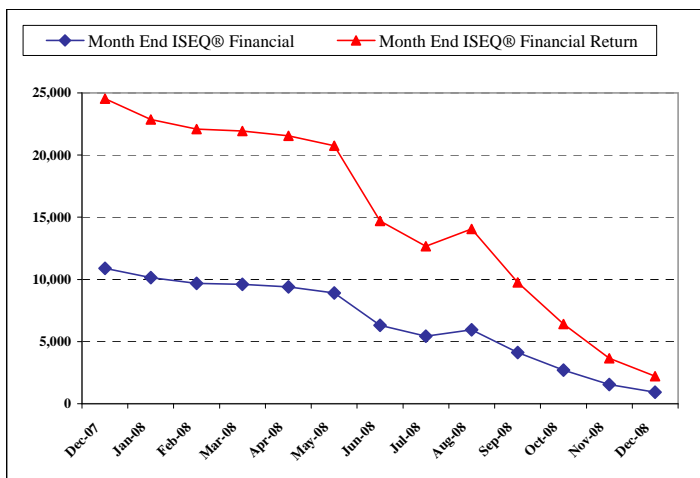
Annual Statistical Review 2008

## ISE Equity Indices

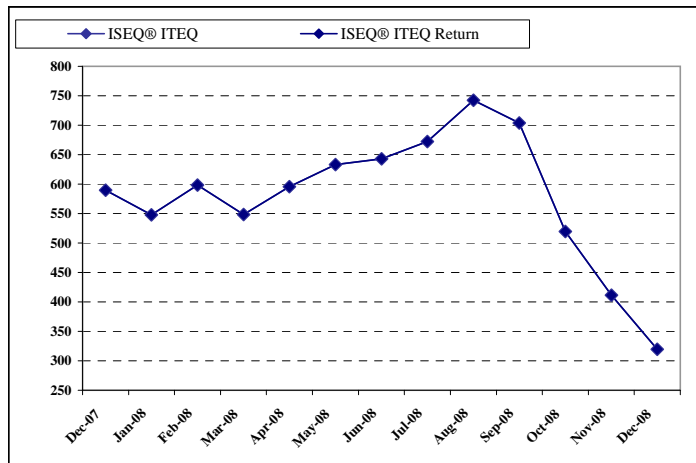
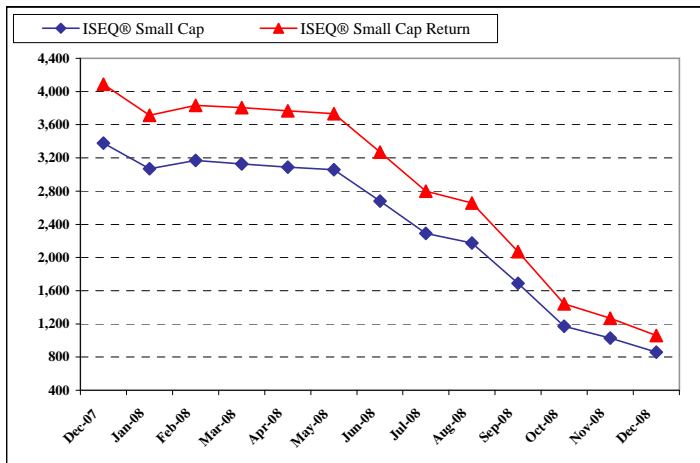
### ISEQ® OVERALL & GENERAL INDICES 2008



### ISEQ® FINANCIAL & ISEQ® 20 INDICES 2008



### ISEQ® SMALL CAP & ITEQ® INDICES 2008





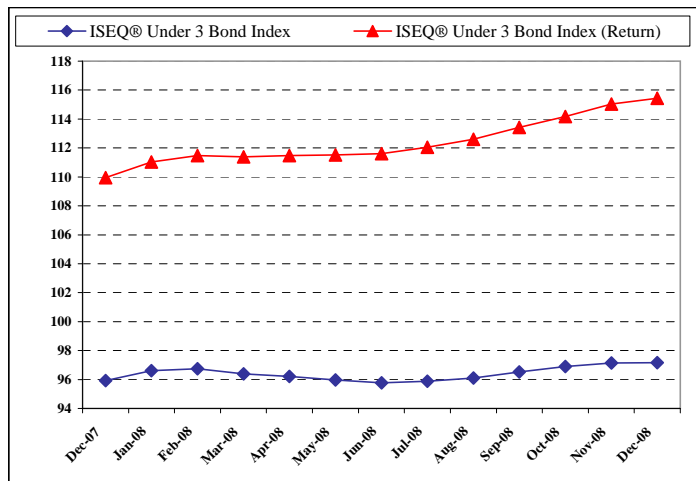
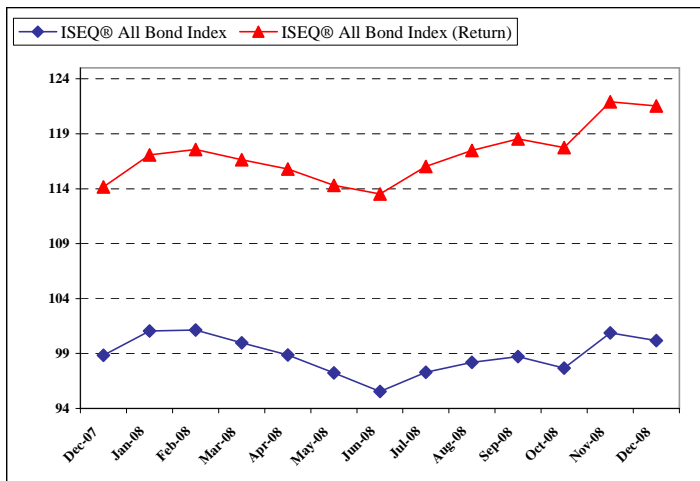
Irish Stock Exchange

# THE IRISH STOCK EXCHANGE

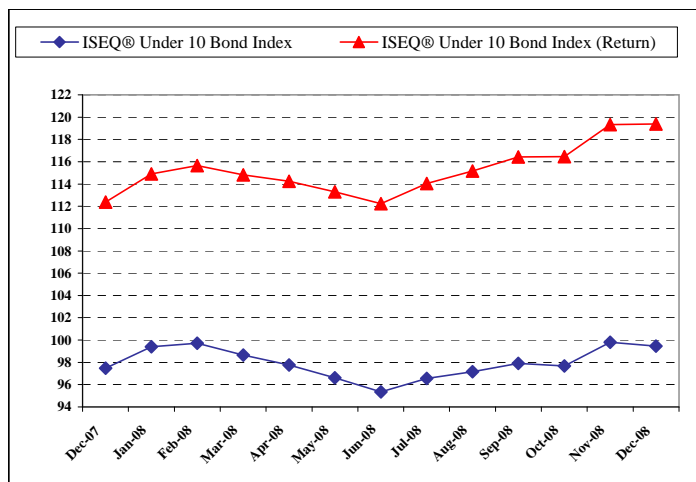
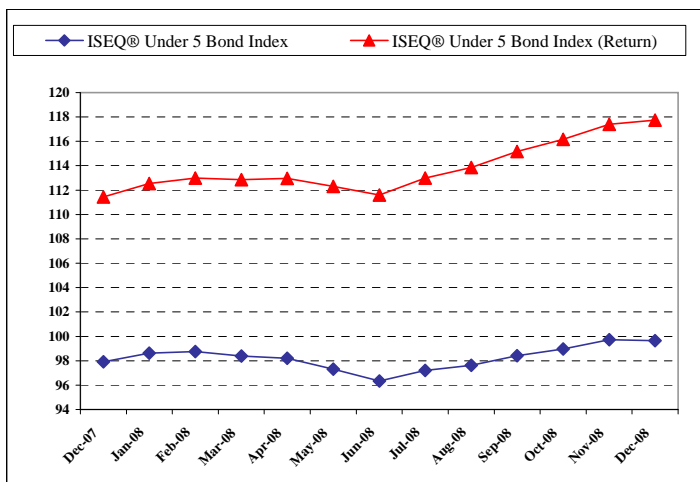
## Annual Statistical Review 2008

### ISEQ Bond Indices

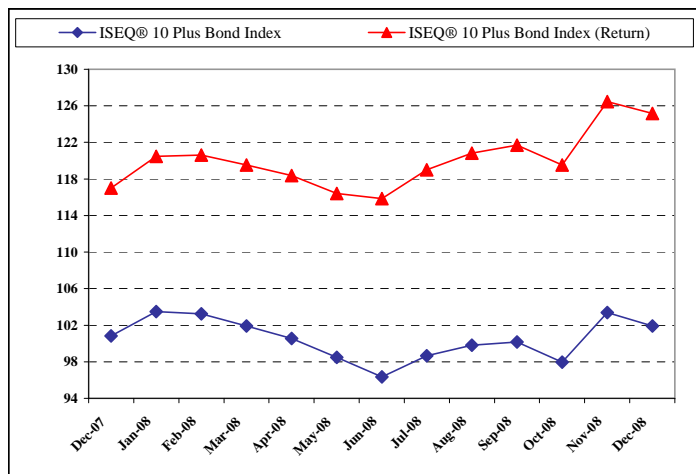
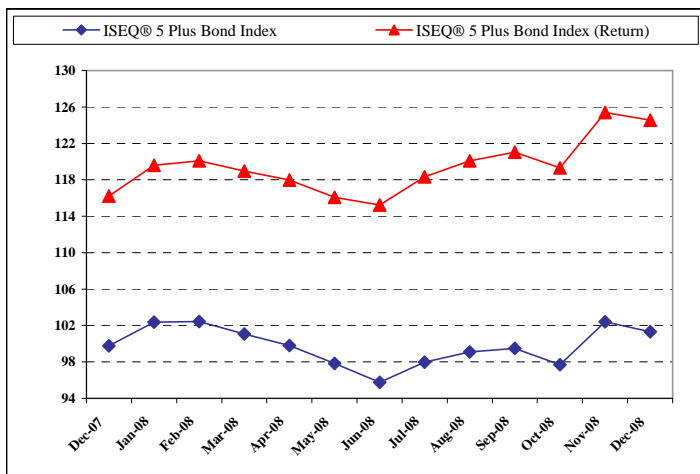
#### ISEQ® ALL BOND & UNDER 3 BOND INDICES 2008



#### ISEQ® UNDER 5 BOND & UNDER 10 BOND INDICES 2008



#### ISEQ® 5 PLUS & 10 PLUS BOND INDICES 2008



### INDIVIDUAL COMPANY DATA 2008

	Share Price (€) 31/12/2008	Share Price (€) 31/12/2007	Absolute Change 2008	% Change 2008	Market Cap. €m 31-Dec-08	Market Turnover €m 2008	Volume (m) 2008	ISEQ® Weighting 31-Dec-08	ISEQ® Beta 2008
<b>MAIN MARKET</b>									
Aer Lingus Group Plc	1.500	2.090	-0.590	-28%	800.93	633.50	403.70	0.84	0.47
Allied Irish Banks Plc	1.731	15.671	-13.940	-89%	1,524.42	16,172.00	1,896.33	5.38	1.44
Allied Irish Banks Plc NCP FI	20.300	20.300	-	0%	5,075.00	-	-	-	-
American International Group	-	-	-	-	-	-	-	-	-
Aminex Plc	0.060	0.340	-0.280	-82%	14.53	1.13	4.89	0.04	0.15
Anglo Irish Bank Corp Plc	0.171	10.940	-10.769	-98%	129.95	14,372.56	2,484.58	0.45	2.29
ARYZTA AG	23.000	-	23.000	-	1,815.63	1,138.67	40.38	6.30	0.18
Bank of Ireland	0.834	10.192	-9.358	-92%	837.50	14,343.23	2,518.85	2.93	1.76
BOI NC, Euro Pref Stock	18.000	25.000	-7.000	-28%	54.48	20.76	1.25	-	-
BOI NCP STKSRS A STG1&STG9 LIQ	11.270	11.270	-	0%	21.14	-	-	-	-
C&C Group Plc	1.450	4.100	-2.650	-65%	457.92	2,663.40	863.22	1.60	0.61
CRH Plc 5PCum Pref	1.050	1.050	-	0%	0.05	-	-	-	-
CRH Plc 7PCA' Cum Pref	1.080	1.080	-	0%	0.94	-	-	-	-
CRH Plc Ord	17.850	23.850	-6.000	-25%	9,497.67	20,077.79	998.26	33.37	0.90
DATALEX PLC	0.220	0.650	-0.430	-66%	15.76	5.48	18.16	0.03	0.07
DCC Plc	10.450	19.272	-8.822	-46%	858.04	2,296.01	154.39	3.01	0.46
Diageo Plc	14.420	14.420	-	0%	36,087.94	-	-	-	-
Dragon Oil Plc	1.625	4.750	-3.125	-66%	830.72	422.45	101.49	1.39	0.81
Elan Corporation	4.165	14.792	-10.627	-72%	1,969.47	2,446.89	203.07	6.95	1.08
FBD Holdings Plc	7.310	25.250	-17.940	-71%	242.87	723.22	38.71	0.56	0.43
Gartmore Irish Plc	13.850	13.850	0.000	0%	159.78	-	-	-	-
Glanbia Plc ORD Eo 0.06	2.140	4.640	-2.500	-54%	627.86	636.61	154.12	1.00	0.25
Grafton Group Plc Units	2.300	5.400	-3.100	-57%	528.90	2,385.60	566.03	1.65	0.79
Greencore Grp Plc	0.940	4.480	-3.540	-79%	189.71	870.16	363.99	0.47	0.56
Icon Plc Note 1	12.000	34.350	-22.350	-65%	701.22	43.49	1.80	2.39	0.60
IFG Grp Plc	0.470	1.625	-1.155	-71%	34.90	76.86	47.67	0.06	0.21
IL&P Plc ORD Eo 0.32	1.570	11.810	-10.240	-87%	434.55	7,104.19	1,148.96	1.47	1.96
Independent News & Media Plc	0.420	2.369	-1.949	-82%	352.49	2,195.69	1,278.29	0.56	0.58
IRISH CONTIN. GRP UNITS	18.000	22.050	-4.050	-18%	441.62	319.17	15.87	0.45	0.03
Kenmare Res Warrants	0.035	0.480	-0.445	-93%	2.72	0.13	0.47	-	-
Kenmare Resources Plc	0.061	0.740	-0.679	-92%	48.49	10.32	24.85	0.16	0.23
Kerry Grp Plc	13.100	21.700	-8.600	-40%	2,293.57	4,187.28	221.66	6.16	0.35
Kingspan Grp Plc	3.120	10.350	-7.230	-70%	517.65	3,611.59	477.69	1.29	0.89
McInerney Holdings Plc	0.174	1.390	-1.216	-87%	35.08	259.52	308.70	0.11	0.36
Mosney Irish Holidays 5.5PCCF	0.950	0.950	-	0%	0.19	0.00	0.00	-	-
Oglesby & Butler Plc	0.170	0.190	-0.020	-11%	2.09	0.05	0.23	-	0.21
Paddy Power Plc	13.110	22.510	-9.400	-42%	622.62	2,295.23	128.24	1.88	0.43
Qualceram Shires Plc	0.135	0.950	-0.815	-86%	2.99	5.29	6.82	0.01	0.29
Readymix Plc	0.200	1.600	-1.400	-88%	21.93	18.10	26.55	0.03	0.04
Real Estate Opportunities Ltd	0.170	1.350	-1.180	-87%	56.74	0.00	0.00	0.06	-
Ryanair Holdings Plc	2.970	4.630	-1.660	-36%	4,392.49	7,101.48	2,412.08	14.68	0.85
Smurfit Kappa Group Plc	1.815	11.193	-9.378	-84%	395.69	1,687.89	322.58	0.74	0.91
Tesco Plc	4.140	4.140	-	0%	31,003.00	-	-	-	-
Tullow Oil Plc	6.700	8.870	-2.170	-24%	4,865.66	138.62	16.62	-	-
United Drug	2.230	3.950	-1.720	-44%	518.08	647.69	186.30	1.79	0.12
UTV Media Plc Note 2	1.030	2.670	-1.640	-61%	98.78	5.09	2.92	0.22	0.07
Waterford Wedgwood Ord Eo 0.06	0.001	0.020	-0.019	-95%	84.97	10.41	2,077.53	0.02	0.55
<b>Irish Enterprise Exchange</b>									
Abbey Plc	3.200	6.000	-2.800	-47%	78.81	96.06	19.25	0.16	0.24
AGI Therapeutics Plc	0.240	1.505	-1.265	-84%	16.18	20.45	30.44	0.03	0.10
Blackrock Intl Land Plc	0.053	0.330	-0.277	-84%	30.91	38.04	210.14	0.04	0.22
Boundary Capital Plc	0.100	0.560	-0.460	-82%	5.34	3.96	17.91	0.01	-0.07
CPL Resources Plc	1.050	4.800	-3.750	-78%	39.06	63.92	30.70	0.08	0.28
Donegal Creameries Plc	2.710	6.300	-3.590	-57%	27.48	16.50	3.07	0.09	-0.00
First Derivatives Plc	1.520	3.930	-2.410	-61%	20.86	0.94	0.28	0.02	0.08
Fyffes Plc	0.250	0.940	-0.690	-73%	86.32	239.67	415.53	0.27	0.37
Glencar Mining Plc	0.036	0.101	-0.065	-64%	9.87	5.13	61.02	0.03	-0.08
Lapp Plats Plc	0.240	0.240	-	0%	5.34	-	-	-	0.00
Merrion Pharmaceuticals Plc	3.000	4.400	-1.400	-32%	49.91	4.39	1.74	0.04	0.12
Newcourt Group Plc	0.030	1.130	-1.100	-97%	2.70	29.95	66.38	0.01	0.16
Norkom Group Plc	0.500	1.880	-1.380	-73%	44.71	32.28	24.61	0.08	0.24
Origin Enterprises Plc	1.400	3.800	-2.400	-63%	186.22	246.35	62.31	0.16	0.18
Ormonde Mining Plc	0.045	0.150	-0.105	-70%	9.77	6.68	67.28	0.03	0.39
Ovoca Gold Plc	0.029	0.200	-0.171	-86%	12.82	2.10	23.32	0.01	0.71
Petroceltic International Plc	0.030	0.120	-0.090	-75%	28.59	1.31	16.13	0.08	0.44
Petronet Resources Plc	0.090	0.460	-0.370	-80%	20.39	10.69	36.52	0.05	0.26
Prime Active Capital Plc	0.191	0.860	-0.669	-78%	4.33	7.90	15.88	0.01	0.18
PROVIDENCE RESOURCES PLC	0.025	0.086	-0.061	-71%	62.14	26.39	335.45	0.13	0.23
Siteserv Plc	0.100	0.330	-0.230	-70%	12.15	8.72	29.31	0.02	0.31
THIRDFORCE PLC	0.100	0.160	-0.060	-38%	25.41	9.29	80.02	0.06	0.19
Total Produce Plc	0.262	0.590	-0.328	-56%	92.19	129.29	277.60	0.29	0.26
TVC HOLDINGS PLC	0.450	1.220	-0.770	-63%	45.50	18.43	32.20	0.12	0.01
Veris Plc	0.427	1.800	-1.373	-76%	11.14	7.42	6.25	0.03	-0.07
Worldspreads Group Plc	0.613	-	0.613	-	24.41	4.76	4.22	0.06	0.02
Zamano Plc	0.140	0.430	-0.290	-67%	11.35	2.86	7.86	0.02	0.01
<b>Exchange Traded Funds on ISE-Xetra</b>									
ISEQ Exchange Traded Func	4.560	13.39	-8.830	-66%	19.15	222.21	25.55	-	-
ETFS-DAXglobal Alter.Energy Fc	-	-	-	-	-	-	-	-	-
ETFS-DJ STOXX 600 Basic Res.	-	-	-	-	-	-	-	-	-
ETFS-DJ STOXX 600 Oil & Gas Fd	13.840	-	-	-	1.04	0.00	-	-	-
ETFS-DJ STOXX 600 Utilities Fd	-	-	-	-	-	-	-	-	-
ETFS-Janney Global Water Fund	-	-	-	-	-	-	-	-	-
ETFS-Russell 1000 Fund	-	-	-	-	-	-	-	-	-
ETFS-Russell 2000 Fund	-	-	-	-	-	-	-	-	-
ETFS-Russell Gl.Ship.Large Cap	-	-	-	-	-	-	-	-	-
ETFS-Russell Gl.Steel Lrg.Cap.	-	-	-	-	-	-	-	-	-
ETFS-Russell Global Coal Fund	-	-	-	-	-	-	-	-	-
ETFS-Russell Global Gold Fund	-	-	-	-	-	-	-	-	-
ETFS-S-Net ITG Gl.Agric Bus.Fd	-	-	-	-	-	-	-	-	-
ETFS-WNA Global Nuclear Energy	-	-	-	-	-	-	-	-	-

**Note 1:** Icon Plc price (31st December 2007) has been adjusted to reflect a rights issue of 1 new ordinary share for every 1 existing ordinary share held on the 8th of August 2008.

**Note 2:** UTV Media Plc price (31st December 2007) has been adjusted to reflect a rights issue of 2 new ordinary share for every 3 existing ordinary shares held on the 23rd of June 2008.

**The Irish Stock Exchange,  
28 Anglesea Street,  
Dublin 2.**

**Tel : +353 1 6174200  
Fax : +353 1 6776045**

**E - Mail : info@ise.ie  
Web Address : www.ise.ie**